

Giamo Kitchen Storage



giamo



ENHANCING LIVING
SPACES TOGETHER

Fit are proud to be the sole New Zealand distributor of Giamo's wide range of kitchen storage solutions

These units are comprehensively tested for durability and performance and, with correct installation and use, are backed by our lifetime guarantee.

View the full Giamo range of innovative kitchen storage solutions on our website.

www.fit-nz.co.nz



Giamo Kitchen Storage



Welcome to Fit's Giamo Kitchen Storage catalogue

This catalogue includes detailed product information and many photographs of units in place to assist with your decision making process. We'd be delighted to answer any further questions you may have.

For further information or to place an order, talk to your designer, kitchen maker, cabinet maker, or contact us directly via our website.

info@fit-nz.co.nz • 0800 852 258


Abbreviations

CAB = Cabinet Width
(external with 16-19mm board)

W = Cabinet Width

H = Cabinet Height

D = Cabinet Depth

 Denotes Soft Close Function



TALL PANTRY STORAGE

Giama Pull Out Pantries with Solid Base Baskets



- Full extension runners for excellent access to basket contents
- Soft close for easy and quiet closing
- Available to fit cabinet widths of 300mm, 400mm, 450mm and 500mm
- 3 height options, Short, Medium and Full Height, each with a good installation height range
- Solid base baskets; easy to clean and no drip-throughs
- Total load capacity: 100kg (including frame and cabinet front)



MINIMUM INTERNAL DIMENSIONS

ITEM CODE	DESCRIPTION	CAB	W	H	D
KUB30L.S	Full Height Unit for Internal Cabinet Heights, 1845-2295mm, 6 Baskets	300	265	1845	495
KUB40L.S	Full Height Unit for Internal Cabinet Heights, 1845-2295mm, 6 Baskets	400	365	1845	495
KUB45L.S	Full Height Unit for Internal Cabinet Heights, 1845-2295mm, 6 Baskets	450	415	1845	495
KUB50L.S	Full Height Unit for Internal Cabinet Heights, 1845-2295mm, 6 Baskets	500	465	1845	495
KTB30L.S	Medium Height Unit for Internal Cabinet Heights, 1645-2095mm, 5 Baskets	300	265	1645	495
KTB40L.S	Medium Height Unit for Internal Cabinet Heights, 1645-2095mm, 5 Baskets	400	365	1645	495
KTB45L.S	Medium Height Unit for Internal Cabinet Heights, 1645-2095mm, 5 Baskets	450	415	1645	495
KTB50L.S	Medium Height Unit for Internal Cabinet Heights, 1645-2095mm, 5 Baskets	500	465	1645	495
KSB30L.S	Shorter Height Unit for Internal Cabinet Heights, 1170-1500mm, 4 Baskets	300	265	1150	495
KSB40L.S	Shorter Height Unit for Internal Cabinet Heights, 1170-1500mm, 4 Baskets	400	365	1150	495
KSB45L.S	Shorter Height Unit for Internal Cabinet Heights, 1170-1500mm, 4 Baskets	450	415	1150	495
KSB50L.S	Shorter Height Unit for Internal Cabinet Heights, 1170-1500mm, 4 Baskets	500	465	1150	495
GIA101	Pantry Bracket Support for Extra Baskets (Pair)				

Full extension runners for excellent access to basket contents



Giama Pull Out Pantries with Chromed Wire Baskets



- Full extension runners for excellent access to basket contents
- Soft close for easy and quiet closing
- Available to fit cabinet widths of 300mm, 400mm, 450mm and 500mm
- 3 height options, Short, Medium and Full Height, each with a good installation height range
- Chromed wire baskets
- Total load capacity: 100kg (including frame and cabinet front)



MINIMUM INTERNAL DIMENSIONS

ITEM CODE	DESCRIPTION	CAB	W	H	D
KUB30WC.S	Full Height Unit for Internal Cabinet Heights, 1845-2295mm, 6 Baskets	300	260	1845	495
KUB40WC.S	Full Height Unit for Internal Cabinet Heights, 1845-2295mm, 6 Baskets	400	360	1845	495
KUB45WC.S	Full Height Unit for Internal Cabinet Heights, 1845-2295mm, 6 Baskets	450	415	1845	495
KUB50WC.S	Full Height Unit for Internal Cabinet Heights, 1845-2295mm, 6 Baskets	500	465	1845	495
KTB30WC.S	Medium Height Unit for Internal Cabinet Heights, 1645-2095mm, 5 Baskets	300	260	1645	495
KTB40WC.S	Medium Height Unit for Internal Cabinet Heights, 1645-2095mm, 5 Baskets	400	360	1645	495
KTB45WC.S	Medium Height Unit for Internal Cabinet Heights, 1645-2095mm, 5 Baskets	450	415	1645	495
KTB50WC.S	Medium Height Unit for Internal Cabinet Heights, 1645-2095mm, 5 Baskets	500	465	1645	495
KSB30WC.S	Shorter Height Unit for Internal Cabinet Heights, 1170-2500mm, 4 Baskets	300	260	1170	495
KSB40WC.S	Shorter Height Unit for Internal Cabinet Heights, 1170-2500mm, 4 Baskets	400	360	1170	495
KSB45WC.S	Shorter Height Unit for Internal Cabinet Heights, 1170-2500mm, 4 Baskets	450	415	1170	495
KSB50WC.S	Shorter Height Unit for Internal Cabinet Heights, 1170-2500mm, 4 Baskets	500	465	1170	495
GIA101	Pantry Bracket Support for Extra Baskets (Pair)				

Soft close
for easy and
quiet closing




Giama Pull Out Chef Larder

- Rear baskets slide forward as the door is opened, making for easy access
- Handy door baskets are ideal for narrow and frequently used items
- Adjustable chrome-plated baskets available with solid-base or wire-base (solid base shown at right)
- Soft close for easy use and closing
- Available to suit cabinet widths of 450mm, 500mm and 600mm
- 2 height options, Short and Tall, to cover most kitchen configuration choices
- Extra baskets available separately. Check our website or contact us for information including basket measurements.



MINIMUM INTERNAL DIMENSIONS					
ITEM CODE	DESCRIPTION	CAB	W	H	D
PU210.45SL	Tall Unit for Internal Cabinet Heights 1900-2200mm, 12 Solid Base Baskets	450	414	1900	495
PU210.50SL	Tall Unit for Internal Cabinet Heights 1900-2200mm, 12 Solid Base Baskets	500	464	1900	495
PU210.60SL	Tall Unit for Internal Cabinet Heights 1900-2200mm, 12 Solid Base Baskets	600	564	1900	495
PU140.45SL	Shorter Unit for Internal Cabinet Heights 1165-1500mm, 8 Solid Base Baskets	450	414	1165	495
PU210.45S	Tall Unit for Internal Cabinet Heights 1900-2200mm, 12 Wire Baskets	450	414	1900	495
PU210.50S	Tall Unit for Internal Cabinet Heights 1900-2200mm, 12 Wire Baskets	500	464	1900	495
PU210.60S	Tall Unit for Internal Cabinet Heights 1900-2200mm, 12 Wire Baskets	600	564	1900	495
PU140.45S	Shorter Unit for Internal Cabinet Heights 1165-1500mm, 8 Wire Baskets	450	414	1165	495



Rear baskets slide forward as the door is opened, making for easy access

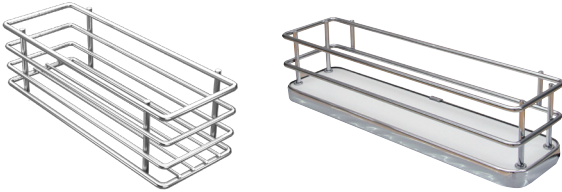


Giamo Rail & Baskets for Pantry Doors

- Select the rail length and basket options to perfectly suit your pantry door
- Two rail lengths
- Rails supplied as a pair
- Baskets available in chromed wire or solid base options
- Baskets available to suit cabinet widths of 450mm, 500mm and 600mm
- Rails can be fixed to back of any door, providing there is space for baskets



ITEM CODE	DESCRIPTION	OVERALL BASKET DIMENSIONS			
		CAB	W	H	D
PUR105	1050mm Door Rails for Baskets, Pair				
PUR170	1700mm Door Rails for Baskets, Pair				
PUB45WC.0	Chromed Wire Pantry Door Basket, 450mm Cabinet	450	350	80	105
PUB50WC.0	Chromed Wire Pantry Door Basket, 500mm Cabinet	500	400	80	105
PUB60WC.0	Chromed Wire Pantry Door Basket, 600mm Cabinet	600	500	80	105
PUB45L.0	Solid Base Pantry Door Basket, 450mm Cabinet	450	350	90	105
PUB50L.0	Solid Base Pantry Door Basket, 500mm Cabinet	500	400	90	105
PUB60L.0	Solid Base Pantry Door Basket, 600mm Cabinet	600	500	90	105





CORNER STORAGE

Giamao Magic Unit

- Rear baskets slide forward as door opens for easy access to all contents
- Clever design means one unit suits left or right hand opening units
- Very solid, hard working construction
- Choose from heavy-gauge nickel chrome-plated or solid base basket options (solid base shown at right)
- Soft close feature with quality Austrian made Grass slides
- Load capacity: 5kg weight on each outer basket and 12kg on per inner basket
- Minimum door width: 440mm



ITEM CODE	DESCRIPTION	CAB	MINIMUM INTERNAL DIMENSIONS			
			W	H	D	
KCB45WCL	Magic Corner Unit with Solid Base Baskets	900	860	590	485	
KCB45WC	Magic Corner Unit with Chromed Wire Baskets	900	860	590	485	



Giamo Duplo Swinging Two Tier Unit

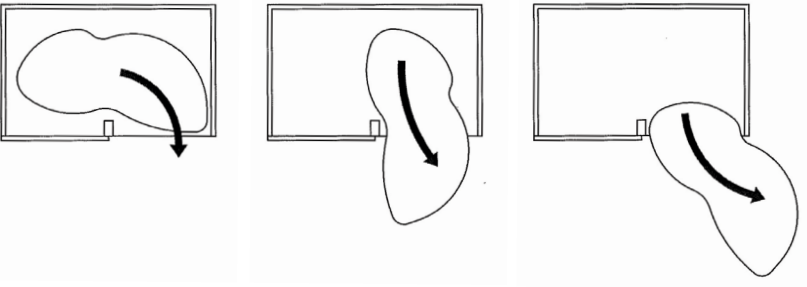


- A unique way of utilising those hard to access corner spaces
- Two specially shaped shelves glide out smoothly, providing large capacity, easy access storage
- Each shelf operates independently
- Soft close for easy and quiet use
- Easy wipe, solid base shelf surface
- Load capacity: 25kg per shelf, 50kg total for unit
- Suits 450mm door



ITEM CODE	DESCRIPTION	CAB	MINIMUM INTERNAL DIMENSIONS			
			W	H	D	
DUP45R	Duplo Unit, Right Hand Opening	900	825	600-750	495	
DUP45L	Duplo Unit, Left Hand Opening	900	825	600-750	495	

Right Hand Opening Motion



Easy wipe, solid base shelf surface

Giamo 180° Revolving Corner Unit



- An economical way of utilising corners
- Two 180° half shelves, rotating independently of each other
- Lower shelf pulls out automatically when door opens
- Height adjustable top shelf for custom fitting to your needs
- Select from Giamo chrome-plated wire or Vauth-Sagel solid, easy-clean plastic shelf options
- Options to fit 900mm and 1000mm corner cabinets
- Load capacity: 10kg per shelf

ITEM CODE	DESCRIPTION	CAB	MINIMUM INTERNAL DIMENSIONS		
			W	H	D
GLS50.750	180° Revolving Unit, Chromed Wire Shelves	900	864	630	510
GLS50.850	180° Revolving Unit, Chromed Wire Shelves	1000	964	630	540
GLS50.750P	180° Revolving Unit, Solid Plastic Shelves	900	864	630	510
GLS50.850P	180° Revolving Unit, Solid Plastic Shelves	1000	964	630	540

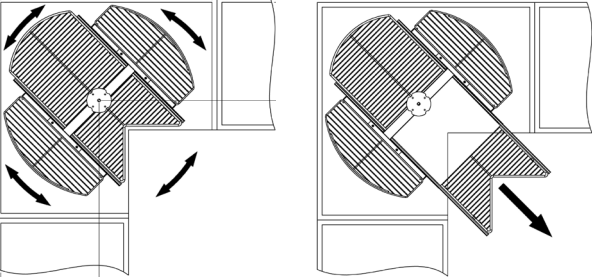


Giamo 360° Revolving Lazy Susan Units



- Clever unit that makes maximum use of corner spaces
- Combination of front and back pull out baskets and adjustable side baskets gives lots of flexibility for storage
- Very easy installation into standard corner cabinets
- Chrome plated wire baskets
- Standard: 6 pull-out drawers and 4 adjustable side shelves
- Jumbo: 2 pull-out drawers and 4 adjustable side shelves
- Load capacity: 50kg total on unit

ITEM CODE	DESCRIPTION	CAB	DIAMETER	H
BO8627	Standard Magic Lazy Susan Unit	900 x 900	800	520-750
BO8627J	Jumbo Magic Lazy Susan Unit	900 x 900	800	520-750



Combination of front and back pull out baskets and adjustable side baskets gives lots of flexibility for storage



Standard Magic Lazy Susan Unit



Jumbo Magic Lazy Susan Unit



Giamo 270° Revolving Units Wire Shelves



- An economical way of utilising corners
- Two 270° three quarter shelves, rotating independently of each other
- Height adjustable top shelf allows customisation to your needs
- Select from chrome-plated wire or solid, easy-clean plastic shelf (next page) options
- Each shelf rotates independently with a locator to stop in correct position for closing doors
- Options to fit 800mm and 900mm corner cabinets
- Chromed Wire: 15kg load capacity per shelf

ITEM CODE	DESCRIPTION	CAB	MINIMUM INTERNAL DIMENSIONS			
			W	H	D	
BO8200	270° Revolving Unit, Chromed Wire, 700mm Diameter	800 x 800	730	630	730	
BO8210	270° Revolving Unit, Chromed Wire, 820mm Diameter	900 x 900	840	630	840	

Each shelf rotates independently with a locator to stop in correct position for closing doors



Vauth-Sagel 270° Revolving Units Plastic Shelves



- An economical way of utilising corners
- Two 270° three quarter shelves, rotating independently of each other
- Height adjustable top shelf allows customisation to your needs
- Select from chrome-plated wire (previous page) or solid, easy-clean plastic shelf options
- Each shelf rotates independently with a locator to stop in correct position for closing doors
- Options to fit 800mm and 900mm corner cabinets
- Solid Plastic: 20kg load capacity per shelf

ITEM CODE	DESCRIPTION	CAB	MINIMUM INTERNAL DIMENSIONS		
			W	H	D
GLS75.700P	270° Revolving Unit, Solid Plastic, 700mm Diameter	800 x 800	730	630	730
GLS75.820P	270° Revolving Unit, Solid Plastic, 820mm Diameter	900 x 900	840	630	840

Each shelf rotates independently with a locator to stop in correct position for closing doors





UNDERBENCH STORAGE

Giamo Pull Out Baskets

- A great, practical way to keep organised in kitchens, laundries, play rooms, craft areas and more!
- Full extension slides allow for great access to basket contents
- Soft close Austrian-made Grass slides for easy use and low noise level
- Carrying capacity of 35kg per drawer
- Select from chrome plated wire and solid base basket options
- Available for cabinet widths of 400mm (wire basket only), 450mm, 500mm and 600mm
- Supplied with spacers to ensure basket clears hinged doors



		MINIMUM INTERNAL DIMENSIONS			
ITEM CODE	DESCRIPTION	CAB	W	H	D
GDR400CPS	Chrome Plated Wire Pull Out Basket	400	368	160	500
GDR450CPS	Chrome Plated Wire Pull Out Basket	450	418	160	500
GDR500CPS	Chrome Plated Wire Pull Out Basket	500	468	160	500
GDR600CPS	Chrome Plated Wire Pull Out Basket	600	568	160	500
GDS045	Solid Base Pull Out Basket	450	418	170	500
GDS050	Solid Base Pull Out Basket	500	468	170	500
GDS060	Solid Base Pull Out Basket	600	568	170	500
GDS090	Solid Base Pull Out Basket	900	868	170	500



A great, practical way to keep organised in kitchens, laundries, play rooms, craft areas and more!



Giamo Pull Out Wire Drawers

- Pull out chromed wire drawers with a host of uses in the kitchen and around the house!
- These drawers can even be installed in a vertical column in your cabinet for use as pull out pantry storage
- Available for cabinet widths of 400mm, 450mm, 500mm, 600mm, 700mm, 800mm and 900mm
- Runners are spaced to ensure basket clears door hinges
- Load capacity: 25kg per basket



ITEM CODE	DESCRIPTION	MINIMUM INTERNAL DIMENSIONS			
		CAB	W	H	D
GDR400.CP	Chromed Wire Pull Out Drawer	400	368	145	455
GDR450.CP	Chromed Wire Pull Out Drawer	450	418	145	455
GDR500.CP	Chromed Wire Pull Out Drawer	500	468	145	455
GDR600.CP	Chromed Wire Pull Out Drawer	600	568	145	455
GDR700.CP	Chromed Wire Pull Out Drawer	700	668	145	455
GDR800.CP	Chromed Wire Pull Out Drawer	800	768	145	455
GDR900.CP	Chromed Wire Pull Out Drawer	900	868	145	455

These drawers can even be stacked and used as a pull out pantry system




Giamo Side Mounted Pull Out Unit

- Excellent multi-purpose storage option for tight spaces
- Ideal for spices, bottles or other small goods
- Soft close for easy and quiet use
- Available to suit cabinet widths of 150mm, 200mm and 300mm
- 2 shelf and 3 shelf variants available for each cabinet width
- Select from solid base or wire basket shelf options
- Unit suitable for both left hand and right hand installation
- Add optional divider bars (ordered separately) to keep bottles and tall items steady and secure
- 25kg total carrying capacity, including shelf weight



		MINIMUM INTERNAL DIMENSIONS			
ITEM CODE	DESCRIPTION*	CAB	W	H	D
GSMR150.S	2 Wire Baskets, Soft Close	150	110	615	495
GSMR200.S	2 Wire Baskets, Soft Close	200	155	615	495
GSMR300.S	2 Wire Baskets, Soft Close	300	255	615	495
GSMR300150.S	2 Wire Baskets (1 full width, 1 half width), Soft Close				
GSMR150.SL	2 Solid Base Baskets, Soft Close	150	110	615	495
GSMR200.SL	2 Solid Base Baskets, Soft Close	200	155	615	495
GSMR300.SL	2 Solid Base Baskets, Soft Close	300	255	615	495
GSMR300150.SL	2 Solid Base Baskets (1 full width, 1 half width), Soft Close				
GSMR150S.3	3 Wire Baskets, Soft Close	150	110	615	495
GSMR200S.3	3 Wire Baskets, Soft Close	200	155	615	495
GSMR300S.3	3 Wire Baskets, Soft Close	300	255	615	495
GSMR150SLS.3	3 Solid Base Baskets, Soft Close	150	110	615	495
GSMR200SLS.3	3 Solid Base Baskets, Soft Close	200	155	615	495
GSMR300SLS.3	3 Solid Base Baskets, Soft Close	300	255	615	495
GSMR150D	Divider Bar for 150mm Baskets				
GSMR200D	Divider Bar for 200mm Baskets				
GSMR300D	Divider Bar for 300mm Baskets				



*Full width baskets unless otherwise stated in description

Excellent multi-purpose storage option for tight spaces



Giama Deluxe Detergent & Cleaner Roll Outs

- Removable basket makes it a breeze to carry cleaning supplies to the task
- Soft close slides for easy and quiet use
- Chrome plated wire or solid base basket options
- Suitable for both right hand and left hand installation
- Load capacity: 15kg

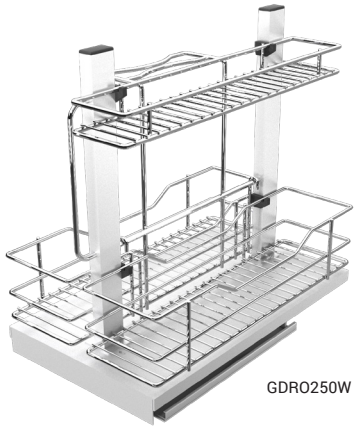


ITEM CODE	DESCRIPTION	MINIMUM INTERNAL DIMENSIONS		
		W	H	D
GDRO250W	Deluxe Detergent Roll Out, Wire Basket	300	440	495
GDRO250L	Deluxe Detergent Roll Out, Solid Base Basket	300	440	495

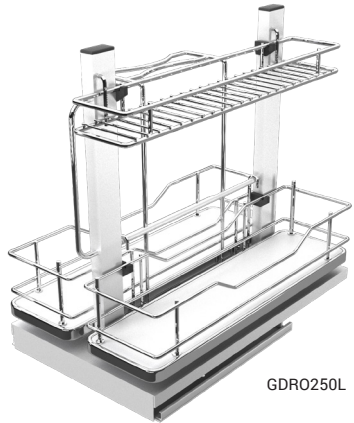
Giama Detergent & Cleaner Pull Outs

- Suitable for right hand and left hand installation
- Chrome plated wire and stainless steel options available
- Soft close for easy and quite use (GSRO200.SSS model only)
- Equipped with side spacers to ensure door hingers are cleared
- Load capacity: 15kg

ITEM CODE	DESCRIPTION	MINIMUM INTERNAL DIMENSIONS		
		W	H	D
GSRO200.CP	Under Sink Detergent Rack, Chromed Wire	260	390	495
GSRO200.SSS	Under Sink Detergent Rack, Soft Close	260	390	495



GDRO250W



GDRO250L



GSRO200.CP



Giamo Door Mounted Spice Racks

- Simply screw to the back of the door
- 3 sizes
- Chrome plated



ITEM CODE	DESCRIPTION	MINIMUM INTERNAL DIMENSIONS			
		CAB	W	H	D
DMSR30	Door Mounted Spice Rack	300	225	425	67
DMSR40	Door Mounted Spice Rack	400	325	425	67
DMSR45	Door Mounted Spice Rack	450	375	425	67



Giamo Tea Towel Rails

- Pull out and door mounted options

ITEM CODE	DESCRIPTION	W	H
GTR2	Pull Out Tea Towel Rail, Chromed	410	120



GTR2

GATR2	Top Mount Pull Out Tea Towel Rail, Aluminium, 2 Rail	460	85
GATR3	Top Mount Pull Out Tea Towel Rail, Aluminium, 3 Rail (Vauth-Sagel)	460	110



GATR2/GATR3

GTSS.23	Door Mounted Tea Towel Rail, Stainless Steel	232	43
GTSS.32	Door Mounted Tea Towel Rail, Stainless Steel	328	43
GTSS.39	Door Mounted Tea Towel Rail, Stainless Steel	392	43
GTSS.48	Door Mounted Tea Towel Rail, Stainless Steel	488	43



GTSS



GATR3 Pull Out Tea Towel Rail

Giamo Overhead Wine Glass Holders

- Keep your wine glasses handy but safely out of the way of little hands



ITEM CODE	DESCRIPTION	W	H	D
FO9041.25	Overhead Wine Glass Holder, 1 Row, 255mm	125	65	255
FO9041	Overhead Wine Glass Holder, 1 Row, 340mm	125	65	340
FO9042	Overhead Wine Glass Holder, 2 Rows, 340mm	215	65	340
FO9044	Overhead Wine Glass Holder, 4 Rows, 340mm	435	65	340
FO9044.25	Overhead Wine Glass Holder, 4 Rows, 255mm	435	65	255



Need some reassurance about Fit’s service and product quality? You don’t need to take our word for it!

“We have been using FIT products in our custom-made kitchens for many years. The products are of high quality, and we always receive excellent customer service from the FIT team. We would have no hesitation in recommending their products.”

Kiwi Kitchens, Christchurch

“FIT is a fundamental supplier to our business. Their products are very high quality and offer great solutions for our needs. Their service is second to none.”

Matakana Kitchens & Joinery

“FIT staff are always friendly, knowledgeable, and willing to help. They provide a great range of products at competitive prices. They stand by their products and follow up with great customer service, on-going support and regular information and product updates that I can share with my clients.”

Perfect Order, Wellington

“I love dealing with FIT and would encourage anyone who hasn’t tried them already to give them a go. They have a huge range of products at a good price and have prompt delivery. We never have any issues with the products and will continue to use them in our joinery. We couldn’t be happier with the relationship we have with FIT.”

Jennings Joinery, Christchurch

“FIT have always provided our company with excellent service. Their sales agents are knowledgeable and always respond to any questions quickly. Our company always spec FIT products before others. They offer value and service. We look forward to maintaining our working relationship for the years to come.”

Hunter Anderson Architecture, Christchurch

“We have been using FIT products for a number of years in our bespoke cabinetry. The products are great, the delivery efficient and the customer service is impeccable. Keep up the good work FIT.”

Royale Kitchens, Browns Bay, Auckland

“FIT products match that of top brands with quality and functionality at a much more competitive rate and they come with a warranty. Try them, you will not be disappointed.”

Bremich Cabinetmakers, Swanson, Auckland

“Great Service. Great Products. Great Delivery Times. One of the best suppliers out there.”

Dream Doors, North Shore, Auckland



0800 852 258

www.fit-nz.co.nz



0800 852 258

www.fit-nz.co.nz

© Copyright 2020. All rights reserved. Specifications subject to change without notice.

Notes

Have you seen all of Fit's storage solution catalogues?

Our collection of five catalogues covers our comprehensive range of storage solutions for kitchen, laundry, wardrobes and more!

These catalogues provide in-use imagery alongside detailed information about specifications and variants available. You'll find lots of detail to assist your decision making process, and we're here to help if you need to know more!

Ask your designer, kitchen maker or cabinet maker for other Fit catalogues, or contact us directly on **info@fit-nz.co.nz** or **0800 852 258**; we'll be happy to send them to you. Or you can download them from the Resource Download page on our website: **www.fit-nz.co.nz**





ENHANCING LIVING
SPACES TOGETHER

HEAD OFFICE
22 Hood Street
Wellsford 0900
0800 852 258
info@fit-nz.co.nz
www.fit-nz.co.nz

CHRISTCHURCH
WAREHOUSE
AND SHOWROOM
4 Morse Road
Wigram
Christchurch 8042

